



# Reception Class Meeting for Parents 2020 Entry

[www.williambarnes.dorset.sch.uk](http://www.williambarnes.dorset.sch.uk)

# Meet our Reception Team!

Mrs Reed  
Teacher

Mrs Welch

Mrs  
Bealing

Miss  
O'Rourke  
(Covering  
Mrs Dyke's  
maternity)

# Welcome to William Barnes- Reception Class

## During this presentation

- To give you an overview of the Revised Early Years Foundation Stage (EYFS) and its curriculum
- To find out how the school day is organized
- To understand how you can support your child at home
- To prepare for starting school

# The Early Years Curriculum Expectations and How you can Help at Home

## What to expect, when?

Guidance to your child's learning and development in the early years foundation stage



Supported by  
 Department for Education



### 40 - 60 months: How can you help me with my learning?

#### Communication and Language

##### Listening and attention

- Play a treasure hunt game with me where I have to listen to your instructions to help me find the next "clue".

##### Understanding

- When we're sharing a story together ask me why I think something has happened or what might happen next.

##### Speaking

- When we're sharing a story ask me how I think the story might end.
- Make up silly rhymes with me where we use words that begin with the same letter or the words all rhyme, like "cat", "bat" and "hat".
- Play "I spy" with me.
- Use different voices, like loud voices or squeaky voices, when we're telling stories.

#### Personal, Social and Emotional Development

##### Making relationships

- When we go to the park ask me what we can do there or what things we see growing there.

##### Self confidence and self awareness

- Let me tell you how you can help me when I'm making something.

##### Managing feelings and behaviour

- Talk to me about how to keep safe when we're going to cross the road at a pelican crossing or zebra crossing.



#### Physical Development

##### Moving and handling

- Play games with me like football, basketball or throwing balls into bowls or boxes.
- Get me to thread plastic bottle tops with holes onto string or shoe laces.

##### Health and self care

- Make fruit kebabs or vegetable faces to help me try different types of fruit and vegetables.
- Dance with me when we hear our favourite songs.

# Home-School Communication

- ✓ Child's reading journal
- ✓ Appointments
- ✓ Email school office
- ✓ Telephone – 01782 513000
- ✓ Text message service
- ✓ Please ensure school has your up to date contact details
- ✓ Paperless school – check newsletter on website for regular dates  
[www.williambarnes.dorset.sch.uk](http://www.williambarnes.dorset.sch.uk)
- ✓ Website Reception Class page for additional information  
<http://www.williambarnes.dorset.sch.uk/index.php/classes/reception>



# What is the Early Years Foundation Stage (E.Y.F.S)?

- The E.Y.F.S. is the stage of education for children from birth to the end of the Reception year.
- It is based on the recognition that children learn best through play and active learning.

It is developed around 4 themes that underpin the EYFS

1. A unique Child- Observe what a child is learning
2. Positive Relationships- What adults can do
3. Enabling Environments- What adults could provide
4. Learning and Developing- Children's achievements through the above

# Areas of learning...

## The Foundation Stage Curriculum for 2020

### PRIME AREAS;

1. Personal, Social and Emotional Development
2. Communication and Language
3. Physical Development

These are crucial for developing children's curiosity and enthusiasm for learning.

### Then there are 4 SPECIFIC AREAS;

4. Literacy
5. Mathematics
6. Understanding the world
7. Expressive arts and design



# First few weeks

- ▶ During the first few weeks of term your child will be settling into our Reception Class. We will be setting up play based and adult lead activities that your children will enjoy and capture their interests and imagination.
- ▶ This will give us an opportunity to assess where your child is at developmentally so that we can plan for your child's next steps.



# Personal, Social and Emotional Development

- ▶ Become self-confident and self aware
- ▶ Being able to self regulate and manage emotions
- ▶ Making and building relationships
- ▶ Know what their own needs are
- ▶ Know how to keep themselves safe and healthy.
- ▶ During the Autumn term the school has a visit from the Life Education Van and the children will get to meet Harold the Giraffe.
- ▶ Manage feelings and behavior - tell the difference between right and wrong.
- ▶ Dress and undress independently
- ▶ Become independent
- ▶ Jigsaw- A whole school program to support children's PSED development through out Primary School
- ▶ Crucial that children lead happy and healthy lives




# Communication and Language

- ▶ Encourages children to develop conversational skills in a language rich environment and in a range of situations
- ▶ Develop children's vocabulary through language rich conversations and books.
- ▶ Ability to use and embed new words in a range of contexts.
- ▶ Ability to hold back and forth conversations
- ▶ Story telling and role-play through stories such as 'The Gingerbread Man'.
- ▶ Will help children to develop listening and concentration skills.
- ▶ Enables children to express themselves and understand and act on instructions given to them.

# Physical Development

- ▶ Supports children's healthy development.
- ▶ Provides opportunities for using a range of large and small equipment.
- ▶ Helps them to develop a sense of space around themselves and others.
- ▶ Encourages balance.
- ▶ Develops practical skills such as dressing, undressing etc
- ▶ Handling equipment and tools effectively including pencils for writing.
- ▶ Fine motor skills
- ▶ Develop core strength, stability, balance, spatial awareness and coordination



# Literacy



## Reading-

- ▶ We aim to develop a love of reading. Please continue to read bedtime stories and share books with your child.
- ▶ In school we use the phonics program Floppy Phonics to teach your child to decode words.
- ▶ Reading scheme- Oxford Reading Tree
- ▶ Your child will be able to regularly have a book from the school library.
- ▶ link sounds and letters- introducing the alphabet code
- ▶ Segment sounds in words and blend them
- ▶ Read words and simple sentences
- ▶ Letter formation, spelling and writing words

**Writing-** Encourages children to develop pencil control and to begin to make marks on paper.

- ▶ Communicate meaning through clearly identifiable letters
- ▶ Write for a wide range of purpose- name, labels etc

# Mathematical Development

## Number

- ▶ Helps children to count up to ten and beyond.
- ▶ Develop a deeper understanding of numbers 1-10
- ▶ Addition and subtraction
- ▶ Supports children's understanding of numbers and patterns
- ▶ Encourages the use of mathematical words such as greater, smaller, heavier, lighter, more, less etc
- ▶ Develops skills in comparing and sorting objects.
- ▶ Supports children's understanding of shape and size including 2D and 3D shapes.




# Understanding the World

- ▶ People and communities- Helps children to gain an understanding of their world
- ▶ Encourages them to look at changes over time (History)
- ▶ Encourages them to explore, observe and investigate their environment (Science)
- ▶ Helps to develop designing and making skills (DT)
- ▶ Will give your children the opportunity to understand and use information and communication technology and understand how it is used in homes and schools (ICT).
- ▶ To be able to explore maps
- ▶ To make observations about the natural world- plants and animals
- ▶ To compare two contrasting natural environments e.g the pond and the beach.



# Expressive Arts and Design

- ▶ Inspires children to explore colour and colour changes.
- ▶ Helps them to explore a variety of materials, tools and techniques
- ▶ Experiment with colour, design, and textures
- ▶ Develops an interest in music, singing, music-making, role play and dancing.
- ▶ To be able to perform songs/rhymes and sing Nursery Rhymes.
- ▶ Develops confidence and imagination.
- ▶ Develop an ability to communicate through the arts.
- ▶ To be able to explain how they made something.,



# The First Few Days ...

There can be a lot to remember in the first few days, but please do not worry as your child will quickly be teaching you the routines!

All clothing  
named!

Book bag  
everyday

Water bottle  
(named)

PE bag - left  
in school

Fruit in the  
morning

Wellington  
boots  
(named)

Lunch boxes




# First few days...

- ▶ Please wait at the school gates where Mrs Reed, Miss O'Rourke, Mrs Welch, Mrs Wrixon and Mrs Bealing will greet you and we will welcome your children in.
- ▶ Please have your book bag, water bottle, coat and lunchbox if your child is not having school lunches.
- ▶ The Teachers ( Mrs Reed /Miss O'Rourke) and Teaching Staff (Mrs Bealing /Mrs Welch) will welcome your child into school. Please say your goodbyes. If your child is little bit upset we will be there to reassure, support and help you both.



# Structure of the Day



## An example of a typical day

9.00-9.10 Welcome

9.10- 9.40 Adult directed group work

9.40-10:10 Snack time

10.10-10.30 Adult directed group work

10.30-11.45 Playtime

10.45- 11.30 Child Initiated Learning

11.30- 12.00 Story Time and getting ready for lunch

1.00-1.10 Registration

1.10-1.50 Adult directed activity

1.50-2.05 Playtime

2.05-2.40 Exploring time

2.40 Tidy away, story and Home Time @3.00.

# Learning Journey- Tapestry!

- ▶ We are very pleased to announce that William Barnes Primary School is now using a piece of educational software called 'Tapestry' every child will have their own individual learning journal. By logging on with a secure username and password you will be able to access your child's journal. Parents are only able to view their own child's journal and all information is stored on a highly secure server, which is monitored closely.

# Transition- Things you can do during the Summer...

- ▶ Complete the school passport with your child
- ▶ Draw or paint pictures for your child to show their teacher- please share these on tapestry during the first week of term
- ▶ Share stories about starting school
- ▶ Encourage your child to try on their uniform
- ▶ Walk past the school
- ▶ Watch the video clips of the school on the school website
- ▶ Visit the starting school links on the useful websites page
- ▶ If you or your child have any questions please during ring the school office during term time or email us.

# Useful websites

- ▶ <https://www.bbc.co.uk/bitesize/collections/starting-primary-school/1>
- ▶ <https://www.bbc.co.uk/cbeebies/watch/topsy-tim-top-tips-school>
- ▶ <https://home.oxfordowl.co.uk/maths/primary-maths-age-4-5-reception/>
- ▶ <https://home.oxfordowl.co.uk/reading/reading-age-4-5-reception/>
- ▶ <https://www.bbc.co.uk/tiny-happy-people>
- ▶ <https://www.topmarks.co.uk/Search.aspx?AgeGroup=1>

# Thank you

- ▶ We look forward to a happy partnership in your child's first year at school and beyond.